

LIFE TO EAGLE

REACHING THE SUMMIT



- ▶ Process Overview
- ▶ Eagle Service Project
- ▶ Eagle Application Process
- ▶ Eagle Board of Review
- ▶ Eagle Court of Honor

LIFE TO EAGLE: REACHING THE SUMMIT



What **MUST** be Completed PRIOR to your 18th Birthday:

- ▶ *While a Life Scout...*
- ▶ Eagle rank requirements 1-6, in any order:
- ▶ Six months active in Troop as a Life Scout
- ▶ References Listed for Letters of Recommendation
- ▶ Statement of Ambitions and Life Purpose
- ▶ Complete all 14 Eagle-required Merit Badges +7 more of choice
- ▶ Six months in Position of Responsibility
- ▶ Eagle Service Project Completed
- ▶ Unit Leader Conference



LIFE TO EAGLE OUTLINE



What *may* be completed on or after your 18th Birthday:

- ▶ Signatures of Scout, Committee Chair & Unit Leader on Eagle Scout Rank Application
- ▶ Successfully complete your Eagle Board of Review
 - ▶ Completed no later than 3 months after 18th Birthday
 - ▶ Letters of Recommendation can be accepted up until EBOR
- ▶ Conduct Eagle Court of Honor
- ▶ Delivery of Eagle Packet to the Council Office



LIFE TO EAGLE OUTLINE

What **MUST** be Completed PRIOR to your 18th Birthday:

- ▶ *While a Life Scout...*
- ▶ Eagle rank requirements 1-6, in any order:
- ▶ Six months active in Troop as a Life Scout
- ▶ References Listed for Letters of Recommendation
- ▶ Complete all 14 Eagle-required Merit Badges +7 more of choice
- ▶ Six months in Position of Responsibility
- ▶ Eagle Service Project Completed
- ▶ Statement of Ambitions and Life Purpose
- ▶ Unit Leader Conference

What *may* be completed on or after your 18th Birthday:

- ▶ Signatures of Scout, Committee Chair, & Unit Leader on Eagle Scout Rank Application
- ▶ Successfully complete your Eagle Board of Review
 - ▶ Completed no later than 3 months after 18th Birthday
 - ▶ Letters of Recommendation can be Accepted until EBOR
- ▶ Conduct Eagle Court of Honor
- ▶ Delivery of Eagle Packet to the Council Office

LIFE TO EAGLE OUTLINE







REQUIREMENT 2. As a Life Scout, demonstrate that you live by the principles of the Scout Oath and Scout Law in your everyday life and tell how you have done your duty to God. List the names of individuals who know you personally and would be willing to provide a recommendation on your behalf.

- ▶ The **Scout** is responsible for requesting references from the **four** people they listed on their application— this is a valuable life skill.
- ▶ The responses are **not** to be viewed by or returned to the Scout.
- ▶ Ask your Scoutmaster or Advancement Coordinator to whom your references should send their letters. Write it down!
- ▶ A good reference is someone who knows you well, can speak to your character, and will complete the recommendation promptly...



LETTERS OF RECOMMENDATION



- ▶  Scout leaders, teachers, employers, coaches, faith leaders, other Scouts, etc. References do not need to be 21 or older.
- ▶  The current unit leader and committee chair are not eligible to serve as references; their signatures on the application are their endorsements already.
- ▶  Parents and other relatives are strongly discouraged from serving as references.
- ▶  Request your letters NOW! Don't wait for the last minute!



LETTERS OF RECOMMENDATION

- ▶ The Eagle Project is the *Scout's* to lead. Parents are to encourage and guide, but the **Scout** leads the project!
- ▶ The Scout should be making *all* phone calls to organize their project (contact with Beneficiary, District Representative, etc...) – *not the parents!*
- ▶ As always in Scouting, Youth Protection policies apply throughout the Eagle Project process.
- ▶ Private online communications (texting, phone calls, chat, IM, etc.) must include another registered leader or parent. ([GtSS](#))



FOR PARENTS AND LEADERS



The proposal is an overview, but also the beginnings of planning. It shows the unit leader and any representatives of a unit committee, council, or district that the following tests can be met:

- ▶ 1. The project provides sufficient opportunity to meet the requirement.
- ▶ 2. The project appears to be feasible.
- ▶ 3. Safety issues will be addressed.
- ▶ 4. Action steps for further detailed planning are included.
- ▶ 5. The Scout is on the right track with a reasonable chance for a positive experience.

THE FIVE TESTS OF AN ACCEPTABLE EAGLE SCOUT SERVICE PROJECT




- ▶ Ed Suggs – Chicora District Advancement Committee Chair
- ▶ Phil Bethune – Chicora District Advancement Committee Member
- ▶ Chris Tyrrell – Chicora District Chair
- ▶ Michelle Malcolm – Chicora District Commissioner



DISTRICT ADVANCEMENT COMMITTEE





- ▶ Scouts are strongly encouraged to use the latest revision [BSA #2023a] which may be found at <https://indianwaters.org/lifeto eaglescout-ascoutandscoutersresource/>
- ▶ The Eagle Scout Service Project Workbook can be downloaded for free and used as its native fillable .pdf or printed and hand-written **neatly**.
- ▶ Read the introduction and the instruction pages carefully!



EAGLE SERVICE PROJECT WORKBOOK

- ▶ Download the Eagle Project Workbook and save it to your computer or cloud drive before editing.
- ▶ Rename the Eagle Project Workbook file to include your first and last name and close file.
- ▶ Open Acrobat Reader (available free from [adobe.com](https://www.adobe.com))
- ▶ Open renamed Eagle Project Workbook file with Acrobat Reader.
- ▶ Make a few changes, save, close then reopen the file to make sure it saved properly.
- ▶ After verifying the updated file is saved properly, it is safe to make more extensive changes.
- ▶ Be sure to save your work frequently!



TIPS FOR WORKBOOK SUCCESS



- ▶ **The Project Proposal** – In detail, explains the project's purpose, methods, materials, and the scope of work.
- ▶ **The Fundraising Application** – if needed, this must be approved through the district when '*written approval*' is given.
- ▶ **The Project Plan** – Refinement of details with specific plan of action.
- ▶ **The Project Report** – Written after the project is completed.
- ▶ This is not a form. It is a Workbook to be completed with enough detail to define your project so others understand your intent and process.



INTRO: PARTS OF THE WORKBOOK

- ▶ Projects may not be fundraisers.
- ▶ Fundraising is permitted only for securing materials and otherwise facilitating a project.
- ▶ Fundraising must be approved by the local council representative *except* for contributions from the beneficiary, the candidate, the chartered organization, and the candidate's parents, guardians, or relatives, as well as the unit or individuals in the unit.



FUNDRAISING APPLICATION GUIDE TO ADVANCEMENT (9.0.2.10)



- ▶ **Concept:** Briefly describe your project to your Unit Leader/Coach for go-ahead.
- ▶ **Project Proposal:** Lots of details! Signed by Scout, and approved by Beneficiary, Unit Leader, Unit Committee, and District Approval.
- ▶ **Fundraising Application** (if needed): Be comprehensive. Approved by Beneficiary, Unit Leader, District Staff Professional
 - ▶ Must have all approvals to start the project and/or fundraising!
- ▶ **Project Plan:** Prepare for your project in even more detail.
 - ▶ DO THE PROJECT!
- ▶ **Project Report:** How'd it go? Signed by Scout, approved by Beneficiary and Unit Committee



DETAILS: STEPS TO COMPLETION

- ▶ ☒ Do begin planning project early! Most Scouts say it takes 6-12 months to carry out their project from beginning to end.
- ▶ ☒ Do provide as much detail as possible for yourself and your team.
- ▶ ☒ Do plan out the costs of materials to buy or be rented.
- ▶ ☒ Do plan out tools to be purchased, borrowed, or rented.
- ▶ ☒ Do plan out who will be contacted for donations.
- ▶ ☒ Do use an hour-by-hour time schedule - it's easier to follow.
- ▶ ☒ Do get signatures from yourself, your Unit Leader, your Unit Committee, and your Beneficiary *before* seeking District written approval.
- ▶ ☒ Do plan for the dates available for District review.



EAGLE SCOUT PROJECTS – DO'S

- ▶ **✗** Don't begin work on your project until District approval is given.
- ▶ This includes requesting and accepting donations.
- ▶ **✗** Don't expect quick turn around from District volunteers
 - ▶ It usually takes Volunteers at least a day or two to respond to phone messages and emails.
- ▶ **✗** Don't wait until only two months before your 18th birthday!
- ▶ **✗** Don't expect things to move fast during the summer when Volunteers are on vacation or at camp with their units.



EAGLE SCOUT PROJECTS – DON'TS

IF...

- ▶ ☒ Eagle Scout Service Project Workbook: *Project Proposal Page H, Fundraising Application Page A, and Report Page C* have all signatures...
- ▶ ☒ Position of Responsibility Requirement: *completed, approved & recorded in Scoutbook...*
- ▶ ☒ Required Merit Badges: *completed, approved, awarded & recorded in Scoutbook...*
- ▶ ☒ Scoutmaster Conference: *completed, approved & recorded in Scoutbook...*

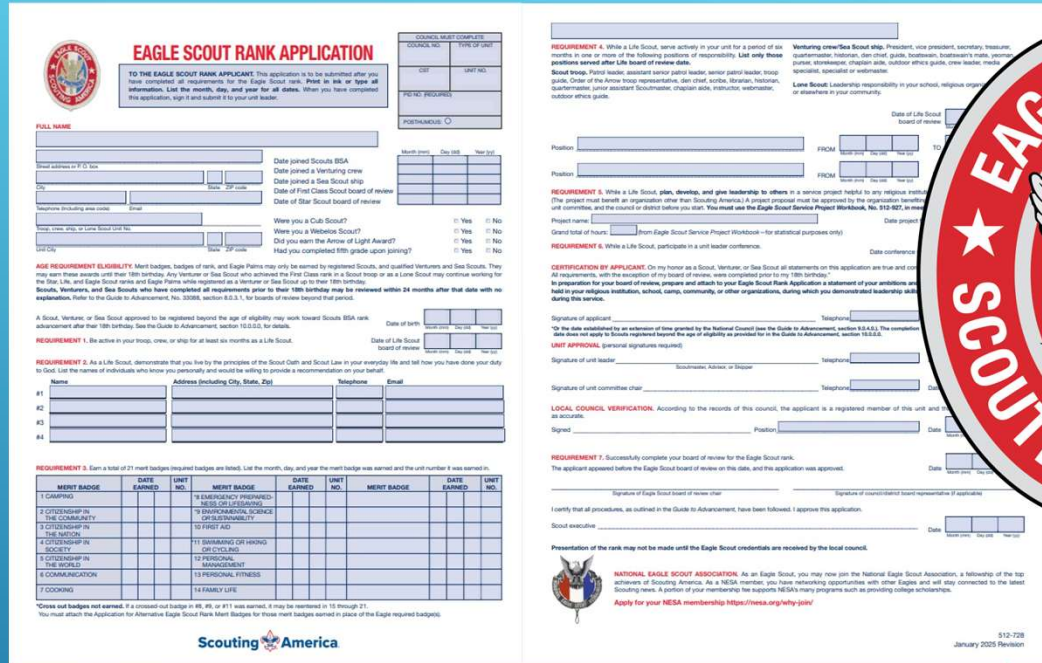
THEN... it's time to Complete the Eagle Rank Application!

- ▶ Prepare your Statement of Ambitions, Life Purpose and Leadership outside of Scouts to include with application. Include a list of Positions held, Honors, & Awards.
- ▶ Final requests for Letters of Recommendation not yet received (you started this months earlier, right?)

YOU'RE NEARLY THERE!



- ▶ Download the customized, partially filled-out application from your Scoutbook Plus Profile → Eagle Scout → Open Eagle Application.
- ▶ Complete all missing information, Save, and Print.
- ▶ Get Signatures from the Scout, Unit Leader & Unit Committee Chair.
- ▶ Submit Eagle Application to Council Registrar for Verification prior to Eagle Board of Review.



EAGLE SCOUT RANK APPLICATION

TO THE EAGLE SCOUT RANK APPLICANT: This application is to be submitted after you have completed all requirements for the Eagle Scout rank. Print in ink or type all information. List the month, day, and year for all dates. When you have completed this application, sign it and submit it to your unit leader.

PERSONAL INFORMATION

Full Name: _____
 Unit Number: _____
 Date joined Scouts BSA: _____
 Date joined a Venturing crew: _____
 Date joined a Sea Scout ship: _____
 Date of First Class Scout board of review: _____
 Date of Star Scout board of review: _____

Where you a Cub Scout? ☐ Yes ☐ No
 Where you a Webelos Scout? ☐ Yes ☐ No
 Did you earn the Arrow of Light Award? ☐ Yes ☐ No
 Had you completed 10th grade upon joining? ☐ Yes ☐ No

AGE REQUIREMENT ELIGIBILITY: Merit badges, badges of rank, and Eagle Patches may only be earned by registered Scouts, and qualified Venturers and Sea Scouts. They may earn these awards until their 18th birthday. Any Venturer or Sea Scout who achieved the First Class rank in a Scout troop or as a Lone Scout may continue working for the First, Life, and Eagle Scout ranks and Eagle Patches while registered as a Venturer or Sea Scout up to their 18th birthday. Scouts, Venturers, and Sea Scouts who have completed all requirements prior to their 18th birthday may be reviewed within 24 months after that date with no expiration. Refer to the Guide to Advancement, No. 20086, section 4.2.5.1, for details of review beyond that period.

Requirement 1: Be active in your troop, crew, or ship for at least six months as a Life Scout.

Requirement 2: As a Life Scout, demonstrate that you live by the principles of the Scout Oath and Scout Law in your everyday life and tell how you have done your duty to God. List the names of individuals who know you personally and would be willing to provide a recommendation on your behalf.

Name	Address (including City, State, Zip)	Telephone	Email
#1			
#2			
#3			
#4			

Requirement 3: Earn a total of 21 merit badges (required badges are listed). List the month, day, and year the merit badge was earned and the unit number it was earned in.

Merit Badge	Date Earned	Unit No.	Merit Badge	Date Earned	Unit No.	Merit Badge	Date Earned	Unit No.
1 CAMPING			10 EMERGENCY PREPAREDNESS			19 PERSONAL FINANCE		
2 CITIZENSHIP IN THE COMMUNITY			11 ENVIRONMENTAL SCIENCE			20 PERSONAL FITNESS		
3 CITIZENSHIP IN THE NATION			12 FIRST AID			21 FAMILY LIFE		
4 CITIZENSHIP IN SOCIETY			13 FIREWORKS OR FIREARMS (OR CIVILIAN)					
5 CITIZENSHIP IN THE WORLD			14 PERSONAL MANAGEMENT					
6 COMMUNICATION			15 PERSONAL FITNESS					
7 COOPERATION			16 FAMILY LIFE					

*Crosses not badges not earned. If crossed out badge in #6, #9, or #11 was earned. It may be reviewed in 18 through 21. You must attach the Application for Alternative Eagle Scout Rank Merit Badges for those merit badges earned in place of the Eagle required badges.

Requirement 4: While a Life Scout, serve actively in your unit for a period of six months in one or more of the following positions, or responsibility. List only those positions earned after Life Board of review date.

Requirement 5: While a Life Scout, plan, develop, and give leadership to others in a service project helpful to any religious institution. (The project must benefit an organization other than Scouting America. A project proposal must be approved by the organization's local unit committee, and the council or district before you start. You must use the Eagle Scout Service Project Workbook, No. 912-607, in making your project.)

Requirement 6: While a Life Scout, participate in a unit leader conference.

CERTIFICATION BY APPLICANT: On my honor as a Scout, Venturer, or Sea Scout all statements on this application are true and correct. All requirements, with the exception of my board of review, were completed prior to my 18th birthday. I am prepared to prepare for your board of review, prepare and attach to your Eagle Scout Rank Application a statement of my ambitions and goals in your religious institution, school, camp, community, or other organizations, during which you demonstrated leadership values during this service.

Signature of applicant: _____
 Date: _____

Signature of unit leader: _____
 Scoutmaster, Advisor or Skipper

Signature of unit committee chair: _____
 Date: _____

LOCAL COUNCIL VERIFICATION: According to the records of this council, the applicant is a registered member of this unit and is eligible for the Eagle Scout rank as indicated.

Signature of council registrar: _____
 Date: _____

Requirement 7: Successfully complete your board of review for the Eagle Scout rank.

The applicant appeared before the Eagle Scout board of review on this date, and this application was approved.

Signature of Eagle Scout board of review chair: _____
 Signature of non-voting board representative (if applicable): _____

I certify that all procedures, as outlined in the Guide to Advancement, have been followed. I approve this application.



Scout executive: _____
 Date: _____

Presentation of the rank may not be made until the Eagle Scout credentials are received by the local council.

NATIONAL EAGLE SCOUT ASSOCIATION: As an Eagle Scout, you may now join the National Eagle Scout Association, a fellowship of the top achievers of Scouting America. As a NESA member, you have networking opportunities with other Eagles and will stay connected to the latest Scouting news, a portion of your membership fee supports NESA's many programs such as providing college scholarships.

Apply for your NESA membership: <https://nesa.org/apply-join/>

512-128
January 2025 Revision



EAGLE SCOUT PROJECTS – DON'TS

The **Eagle Packet** should contain:

- ▶ Eagle Rank Application - Completed, Printed, & Signed!
- ▶ Statement of Ambition and Life Purpose & List of Positions, Honors, & Awards
- ▶ Letters of Recommendation
- ▶ Eagle Scout Service Project Workbook - Completed/Approved
- ▶ Roster of Eagle Project Workers' Hours
- ▶ All Letters/Forms of Extensions, ISAP, Alternative Merit Badge Approvals, RBAE, and/or Belated Rank.



PREPARING THE EAGLE PACKET



- ▶ Your complete Eagle Scout Packet can be hand-delivered to either Indian Waters Council office during regular business hours.
- ▶ Mailing the Eagle packet is **not** recommended but is an option.

Submitting completed paperwork to the council office after turning 18 does not need an extension as long as all requirements were met prior to turning 18.

TURNING IN YOUR EAGLE PACKET




- ▶ The Eagle Court of Honor should be planned by the Scout and their family **after official notification** of rank advancement confirmation from National. (Times vary but *usually* average 6-8 weeks...)
- ▶ Make it your own – with your style to including what's important to you! Incorporate your fellow Scouts and special leaders into the program.
- ▶ Present adults who were especially helpful with a Mentor pin- one comes in your award kit and more are available from the Scout Shop. They also have a Grandparent pin and additional Mom/Dad pins.



THE EAGLE COURT OF HONOR





Guide to Advancement
All New in 2025!
Available Online [HERE](#).



THANK YOU SCOUTS & ADULT MENTORS