

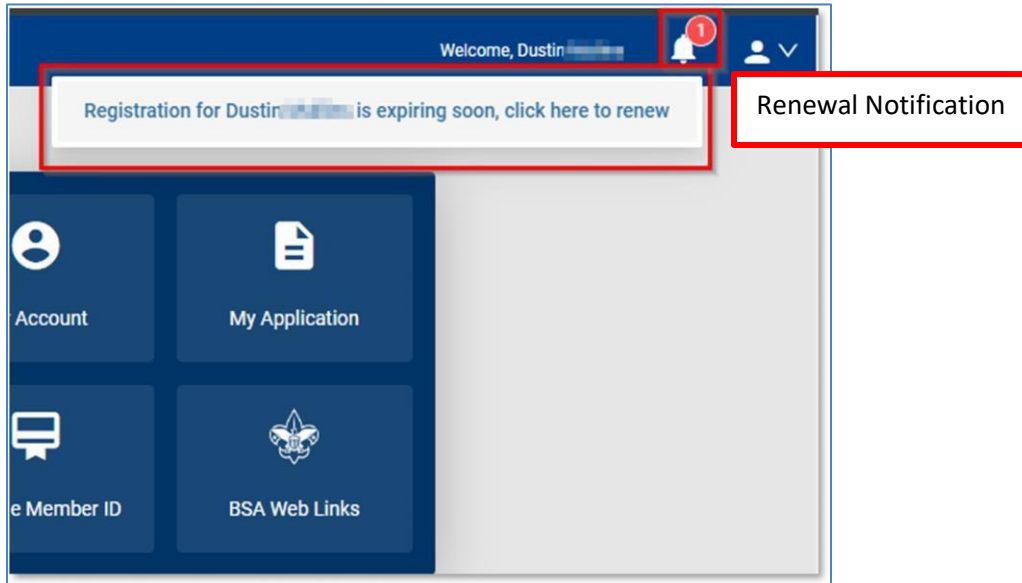
Individual Registration Renewal

Parents and leaders can renew their registration online two months before the membership expires.

My.Scouting displays a reminder notice in the upper right corner upon login when your registration is due to renew within two months.

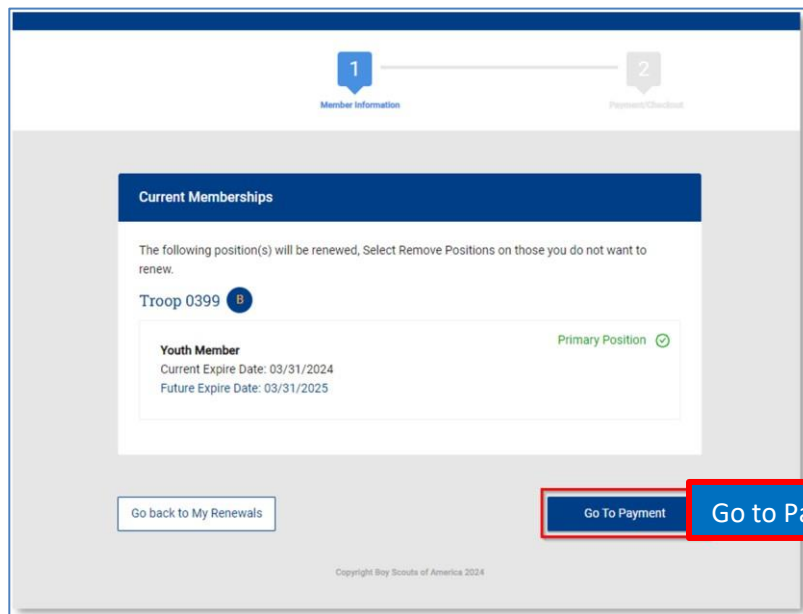
A membership renewal notice is also sent via email with a link that can be used to renew the registration. The notice will be sent 60, 30, 15, 7 and 1 day(s) out, as well as 1 week after expiration until the registration is renewed.

In my.Scouting, click on the red notification icon to open the renewal page.



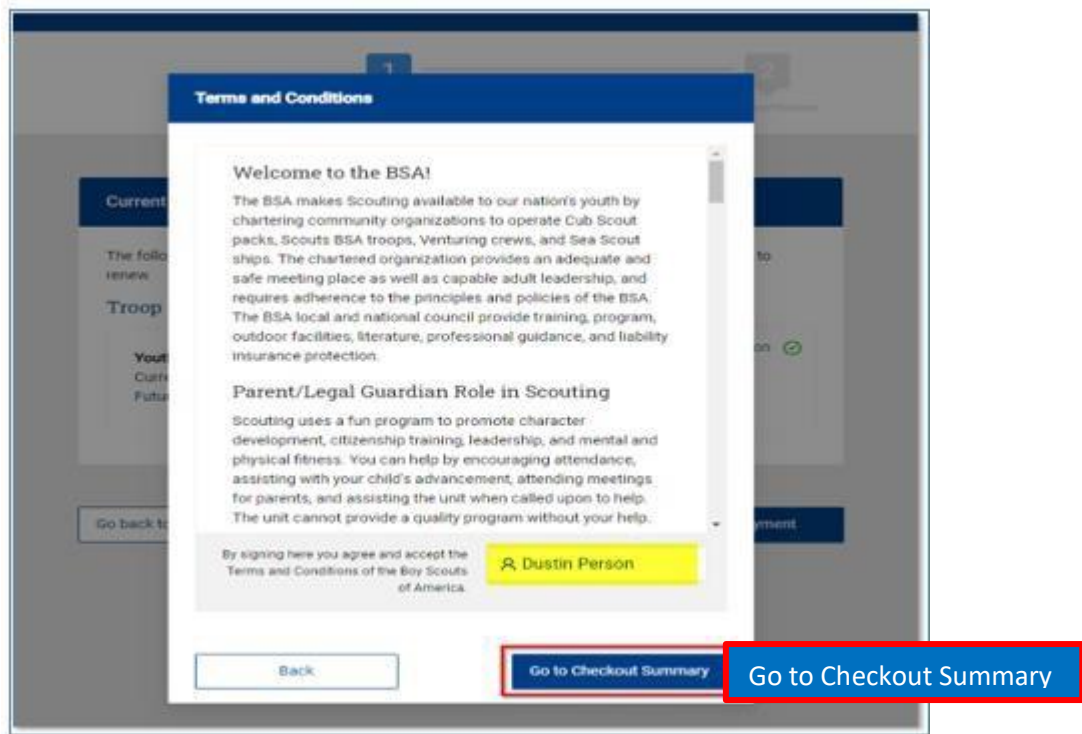
Positions eligible to renew will be listed. If more than one position, make sure the appropriate one is selected as primary. That is the one that will show you as paid. This is also your opportunity to change which is marked as primary if needed.

Review to ensure everything looks correct, then click on the "Go To Payment" button.



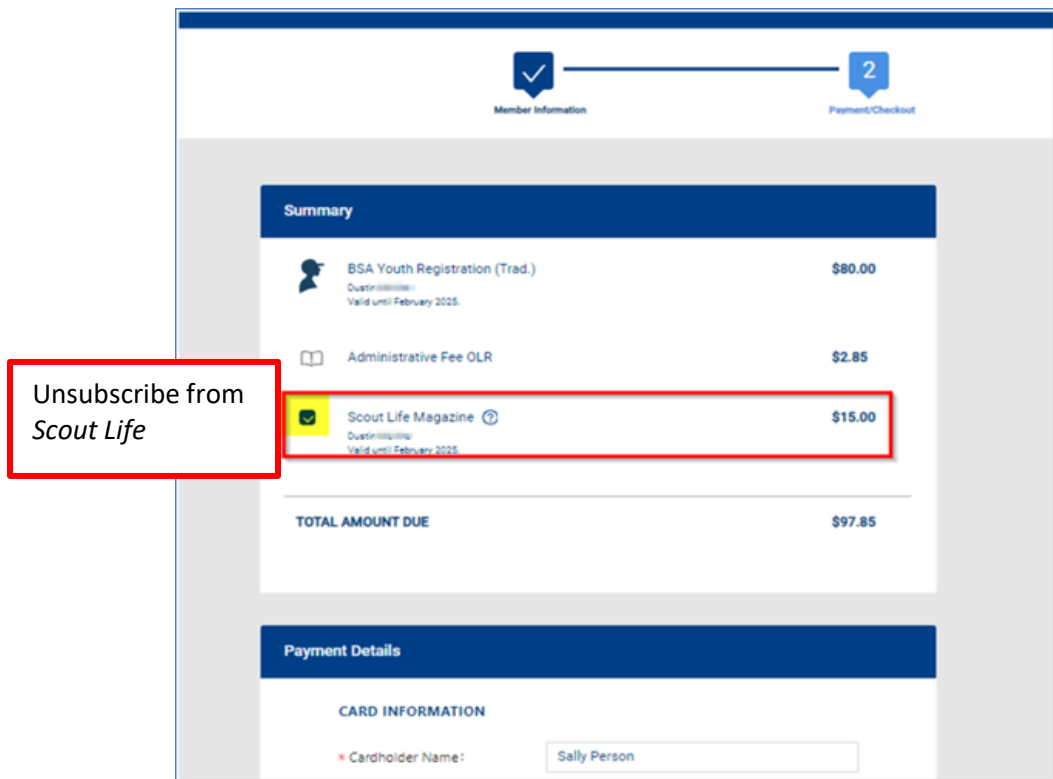
You will be prompted to sign and agree to Scouting America's Terms and Conditions, just like you did when you joined Scouting America. (Please review before signing).

Click on "Go To Checkout Summary."



The checkout page shows the fees to pay and allows you to adjust the Scout Life Magazine Subscription. NOTE: The default is to subscribe. You will need to "uncheck" the box if you do not wish to subscribe.

Proceed to enter your Credit Card information.



The payment process will default to the billing address record on file. Please confirm this address compared to the card you are using. If the Credit Card has a different address, you can change it.

Click on “Place Order.”

The screenshot shows a credit card payment form. At the top, there are fields for 'Expiration Date' (12/27) and 'CVV' (411). Below these is a paragraph of text regarding Annual Membership Registration. The 'BILLING ADDRESS' section includes a toggle switch labeled 'Same as saved address' which is currently turned on. The address fields are: Country (USA), Address Line 1 (1325 W Walnut Hill Ln.), Address Line 2 (empty), City (Washington), State/Region (DISTRICT OF COLUMBIA), and ZIP Code (20001). At the bottom, there are two 'Place Order' buttons, one of which is highlighted with a red box.

Turn off if billing address is different from the saved address.

Once the Credit Card process is completed, your receipt will be displayed. Click on the “Complete Registration” option at the bottom and you will be directed back to your applications in my.Scouting.

The screenshot shows a receipt page titled 'Your Receipt'. It includes the following information: Application ID, Transaction Date (February 14, 2024), and Unit (Troop 0098 Saint Anthonys Catholic Church). A welcome message from Boy Scouts of America is followed by a table of charges and a total amount of \$97.04. At the bottom, there are two buttons: 'Print Receipt' and 'Complete Registration', with the latter highlighted by a red box.

BSA Youth Registration (Trod.)	\$ 80.00
Council Fee	\$ 2.04
Scout Life Domestic Rates	\$ 15.00
Total Amount	\$97.04
Total Paid	\$97.04
Amount Due	\$0.00